

Electronic Application for Master in Global Urban Health

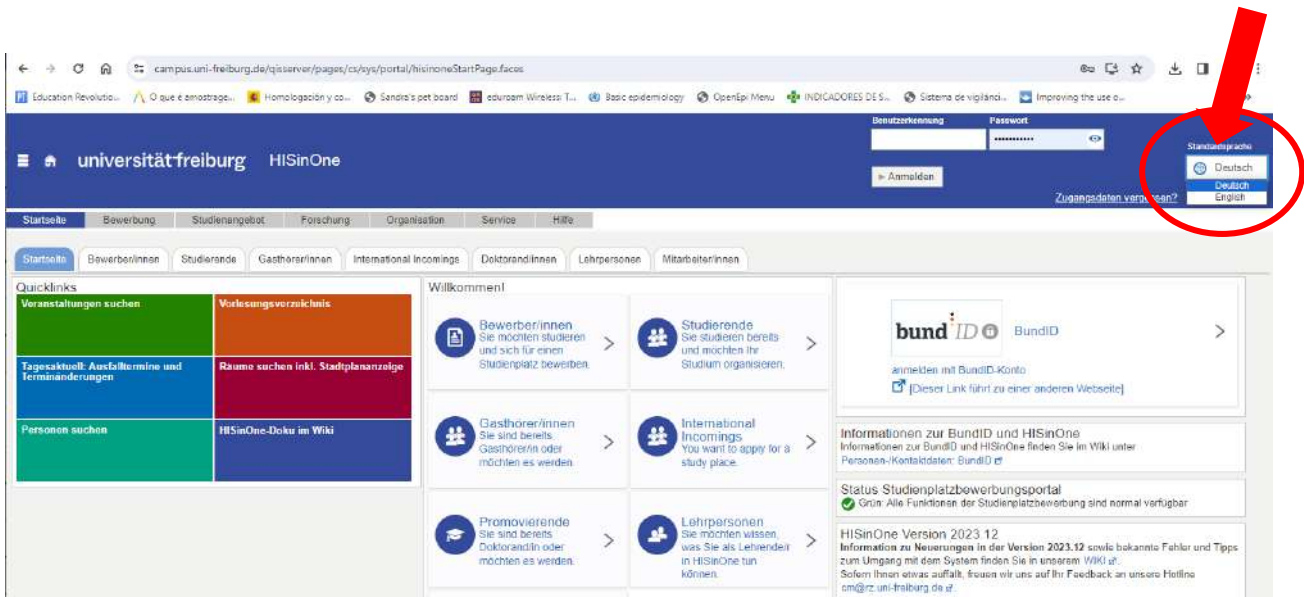
University of Freiburg

Applications for the MSc in Global Urban Health are done through the HISinOne website (university campus management system) on this link: <https://campus.uni-freiburg.de>

First step is the Registration (when you will create a login) and **second step is the actual application to the programme.**

Please follow the steps below to ensure a successful application.

IMPORTANT! Before you begin, make sure you **choose “English”** as the default language of the portal in order to proceed. There is a button on the upper right-hand corner:



Step 1: REGISTRATION

Campus Management - HISinOne
Albert-Ludwigs-Universität Freiburg

User name Password Login
Lost login data? English

Home Application Studies offered Organisation Help

Startpage **Applicants** Students Guest Auditors International Incoming Doctoral Candidates Lecturers Employees

Information for applicants

Dear applicant,

after registration (under „QUICKLINKS „Registration“) the following groups of applicants may use this application portal of the University of Freiburg to apply during the application periods of:

- All applicants for undergraduate degree programs of (Bachelor, State Examination) for the 1st and higher semesters (exceptions see below)
- All applicants for Master programs of (M.A., M.Sc., M.Ed., LL.M.) for the 1st semester
- All applicants for degrees in the Dialogorientiertes Serviceverfahren (DoSV) after first registering at Hochschulstart of. DoSV only occurs for applications to the 1st semester. At the moment, the following degrees are participating in DoSV at the University of Freiburg:
 - Betriebswirtschaftsinformatik (Public and Non-Profit Management), Bachelor of Science
 - Biologie, Bachelor of Science
 - Geographie, Bachelor of Science
 - Pharmazeutische Wissenschaften, Bachelor of Science
 - Psychologie, Bachelor of Science
 - Rechtswissenschaft, Staatsexamen
 - Sportwissenschaft - Bewegung und Gesundheit, Bachelor of Science
- Applicants for the lottery procedure in study programs with restrictive admission (winter semester: from September 1 through 30 / summer semester: from March 1 through 31)

Applications for a higher semester in these programs, as for all other undergraduate programs, are possible in the summer- and wintersemester via this portal.

If the end of the application period (cut-off deadline) falls on a Sunday, public holiday or Saturday, the deadline ends at the end of the corresponding day and is not extended until the end of the next following working day.

The following groups of applicants do not apply via this portal:

Quicklinks

Registration	Show university course catalog
Registration for online application	Show university course catalog
Search for courses	Student Portal
Courses Institution-wide	
Help	
HISinOne Manual for Applicants	

Contact

For all questions regarding the application process for Bachelor's Programs and State Examination:

- Phone: +49 761 203 4246, Mo-Thu 09:00 - 16:30, Fr 9:00 - 12:00
- Email: studienberatung@service.uni-freiburg.de

For all questions regarding the application process for Master's Programs: Please contact the Departmental Academic Advising (for contact details see [list of master degree programs](#))

For technical questions: Universitätsrechenzentrum, Campus-Management, Email: cm@rz.uni-freiburg.de

1. Start the self-registration process on (Click on „**Application**“).

2. Read the information carefully then click on „**OK**“, if you are eligible for registration.

Application Studies offered Organisation Help Deutsch

You are here: Home > Application > Self-Registration

Self-Registration

OK Cancel

i Do you already have an application-account or UniAccount?
If you have already applied to Albert-Ludwigs-Universität Freiburg and the last use of your account was less than a year ago or you are already enrolled at Albert-Ludwigs-Universität Freiburg, please do not complete another online registration:


- If you have an active application account at the Albert-Ludwigs-Universität (typically: "First name.Last name"), you can apply directly after registering with the system under **Studies offered | Online application**.
- Registered students of the Albert-Ludwigs-Universität can apply directly for another course of study with their UniAccount UniAccount (typically "xy1234") in the role **Studying under Studies offered | Online application**.

All other groups of people automatically receive an application account after self-registration: School leavers, students from other universities, guest students, future doctoral students, students registered at the Albert-Ludwigs-Universität who are not enrolled, former students of the Albert-Ludwigs-Universität. The application account will be sent to them automatically after self-registration. **Important: if you already have an active application account, a new registration is not possible.**


Please do not try to register more than once! Multiple registrations lead to errors.


Application data is regularly deleted by the Albert-Ludwigs-Universität for data protection reasons (typically twice a year). Application accounts and master data are also automatically deleted 1 year after the last use of the account. If you can log in with your application account, your account is still active. If you have forgotten the password of your application account, please use the function **Lost login data?** Forgotten password for students with UniAccount works via **myAccount**.

OK Cancel


3. You don't have to fill out any information on the first box "Data transfer from hochschulstart.de". Enter your data under "Personal details" on the second box, and when you are done, click on "Register". The fields marked with * are mandatory. For some fields you can get additional information by pressing the info-button .

Registration

 Please note the data privacy policy regarding the registration.

Data transfer from hochschulstart.de 

If you wish to apply for admission to one of the degree programs Bachelor of Science or State Examination via hochschulstart.de (as listed at the info button) you need an account at hochschulstart.de. If you have already registered, enter your access data here. Then your personal and contact data will be transferred.

 Please note the data privacy policy regarding the transfer of data from hochschulstart.de.

Applicant ID (BID)

Applicant authentication number (BAN)



[Import data from hochschulstart.de](#)

Personal details

* Surname

* First name


* Gender

* Date of birth (DD.MM.YYYY or MM/DD/YYYY)  

* Place of birth

Country of birth

Different surname of birth


* Nationality 

2. Nationality


Contact information


* Country


Additional address information

* Street and number 

* Postal code

* City 


Phone 


Mobile Phone 


* E-mail


* Repeat E-mail


Password


 Your password must have at least 10 characters. One of them must be a special character.

* Password 

* Repeat Password 

 Please type in the response to the question below. This is for spam defence, please understand.

Security question 


* Response to the security question 

* I have read and accept the data privacy policy mentioned above

[Register](#)

Information

After registering you will automatically receive an e-mail with a request to verify your 'application account'.


 **Important: Please remember your user identification and your self-elected password, that you received in your welcome email after registration! You will need them later on for your log in to the portal.**

Fields marked with * are mandatory.

You are already possessing an UniAccount or you are already registered?

Please do not try to register more than once!

Please *do not* use the self-registration if you are already registered or you already have an UniAccount. In that case, login at the top right-hand corner of this page using your existing applicationaccount or your UniAccount **username** and **password**. Multiple registrations lead to errors.

 You can login on the top right side of this page using your username (which you received via welcome-e-mail) and your self-elected password.

- After a successful self-registration, you will receive an e-mail. You can click on the link in the mail, or you can enter the activation code manually.

Campus Management - HISinOne
Albert-Ludwigs-Universität Freiburg

User name Password Login English
Lost login data?

Home Application Studies offered Organisation Help

You are here: Home > Application > Registration

Registration

i Thank you for registering!
We have sent you an e-mail containing detailed instructions on how to activate your user account. Please follow the instructions carefully. The e-mail also contains your username, which you will need to be able to login once your account has been activated. If you are doctoral candidate you can ignore this email.

Enter the activation code from the welcome e-mail

Impressum | Privacy | User Manual | Accessibility Statement | Sitemap | HISinOne is a product of HIS eG Prod server 60

Campus Management - HISinOne
Albert-Ludwigs-Universität Freiburg

User name Password Login English
Lost login data?

Home Application Studies offered Organisation Help

You are here: Home > Application > Registration

Registration

Verification

i Hint
Please enter the activation code from the registration email.

* Activation code

OK

Information

Activation code
You have received the activation code via e-mail.

- Now you have successfully created your application account! You can then sign in with your *Username* (received by email) and the password you created during the registration process. The username will come by email (username is NOT your email).

Application Studies offered Organisation Help

You are here: Home > Application > E-Mail Verification

E-Mail Verification

i Your verification was successful.
Please sign in with the username (not with your e-mail address) you received by e-mail and your password.

User name

Password

Login

Information

Welcome
You have completed the first step on the way to completing your application. We have now created a user identification for you. You can now use this user identification to log in and complete the other steps of the online application process. After you have submitted your application, you can use your user identification at any time to check the current status of your application here on the application portal.
Thank you for your interest in our university.

Step 2: ONLINE APPLICATION

1. Click on "Start Application".

The screenshot shows the 'Status student application portal' with a green checkmark indicating that all functions are available. Under 'Choose your portal - applicant', there are two options: 'Applicants' (highlighted with a red box) and 'Doctoral Candidates'. The 'Your Applications' section shows a 'Start Application' button, also highlighted with a red box and a red circle with the number '1'. The right sidebar contains 'Recently used' (empty), 'Information for applicants', and a list of eligible degree programs for the 1st semester, including Bachelor of Science programs in various fields like Business Administration, Biology, Geography, Pharmacy, Psychology, Law, and Sports Science. It also lists eligible Master programs and provides information about application deadlines and procedures for different groups of applicants.

2. Choose "Winter Semester 2025/26" (Make sure you choose this option and NOT Summer Semester!)

The screenshot shows the 'Semester' selection screen. It instructs the user to select their preferred application semester. A dropdown menu is shown with 'winter semester 2024/25' selected, which is circled in red with an arrow pointing to it. Below the dropdown is a green 'Start application' button. The text explains that the preferred semester can be changed in the Online-Application and provides links for further information and application deadlines.

3. Click on **“Add an application”**.

The screenshot shows the 'Online application' page. At the top, there are navigation tabs: 'My Studies', 'Studies offered', 'Organisation', 'User information', 'Help', and 'Deutsch'. Below the tabs, there's a breadcrumb trail: 'You are here: Home > Studies offered > Online application'. The main content area is titled 'Online application' and includes a 'Privacy statement' section with a warning icon. Below that, there's a 'Dear prospective students' section. The 'Your desired degree program' section contains a form with several dropdown menus. A red arrow points to the 'Degree' dropdown menu, which is currently set to 'Please select...'.

4. Select the desired Degree program: choose **“Master of Science”**

5. For the other fields:

- **Major/Minor:** Major (automatically filled out)
- **Field of Study:** choose **“Global Urban Health”**
- **Form of Studies:** Advanced Training (automatically filled out)
- **Course of study:** Master of Science... (automatically filled out)
- **Which study semester do you wish to begin your studies in:** 1. subject related semester (automatically filled out)
- **Type of Admission:** With special prerequisites for admission (automatically filled out)

This screenshot shows the 'Your desired degree program' form with all fields filled out. A red arrow points to the 'Degree' dropdown menu, which is now set to 'Master of Science'. Other fields include: 'Major/Minor' (Major), 'Field of study' (Global Urban Health), 'Form of studies' (Advanced Training), 'Course of study' (Master of Science, Global Urban Health, Hauptfach, PO 2021, Weiterbildungsstudium), 'Which study semester do you wish to begin your studies in?' (1. subject related semester), and 'Type of Admission' (With special prerequisites for admission). The 'Next' button is visible at the bottom left.

6. Enter information about your previous university studies/degrees

- Study course: name of your degree (subject)
- University or college: name of your university or college
- Studies from/to: date of entry and graduation
- Please select degree: select type of your degree

and click on “next”

The screenshot shows the 'Previous university studies' section of the application form. It includes a 'Go to overview' button and a 'Next' button. The form fields are:

- * Study course: xxx
- * University or college: usp
- * Studies from and to: from 02/2017 to 12/2021
- * Please select degree: Bachelor of Arts
- Other degree: (empty)

On the right, the 'Personal Information' section shows Applicant No. 681127, Name: Peter, Rabbit, and contact details for Rua Gibraltar, Sao Paulo.

7. Current state of your university degree (enter more details and upload your transcripts)

- Current state of university degree: choose the current status of your degree
- Name of the degree & subjects: name of the degree from your diploma
- (Expected) date of completion: date on which the degree was awarded (if not complete: expected date of completion)
- Name of university: name of your university or college
- Country: country of the university
- Grade according to German grading system: If you know your final grade according to the German system, include it here. If not, write “0”
- Grade in international grading system: your final degree grade
- Grading scale: Explain your degree scale. Write the highest possible mark and the minimum pass mark, the highest mark should come first.
Example: 10-5 (10 is the highest mark, 5 is the minimum pass mark)
- Existing matriculation number at Uni Freiburg: leave BLANK

The screenshot shows the 'Current state of university degree' section of the application form. It includes a 'Go to overview' button and a 'Next' button. The form fields are:

- * Current state of university degree: I have finished my previous studies and I can upload my diploma
- * Please name the degree and subject(s) you study/studied: xxxxx
- (Expected) date of completion: (empty)
- * Name of University / Higher Education Institution: Universidade de Sao Paulo
- * Country: Brazil
- * Grade according to the German grading system (if unknown please enter 0): 2.0
- If applicable, grade in an international grading system: (empty)
- Grading scale (highest possible mark and minimum pass mark): (empty)

At the bottom, there is a red-outlined section for 'Existing matriculation number at Uni Freiburg' with a red 'X' over it, indicating it should be left blank. On the right, the 'Personal Information' section is visible, with a red arrow pointing to the 'Help & Contact' section.

8. Upload the following documents: **Transcript of records + Translation** (if not in English) and click on **“next”**

Home | My Studies | **Studies offered** | Organisation | User information | Help

You are here: Home > Studies offered > Online application

Online application

Semester: winter semester 2022/23

1. Request: Master of Science: Global Urban Health, Hauptfach, PO 2021, Weiterbildungsstudium

Go to overview

Current state of university degree:

* Current state of university degree: I have finished my previous studies and I can upload my diploma

* Please name the degree and subject(s) you study/studied (Expected date of completion)

* Name of University / Higher Education Institution: Universidade de São Paulo

* Country: Brazil

Grade: 2.0

If applicable: grade in an international grading system

Grading scale (highest possible mark and minimum pass mark)

If you have been matriculated at Uni Freiburg in the past, please enter your matriculation number

Existing matriculation number at Uni Freiburg

Please upload the following documents here:

Upload transcripts

Upload transcripts

Current or final transcript of records

1_Unofficial_Student Guidelines_2021.pdf

Upload file (click here or drag in here, max 1 file or files)

Translation of transcript of records, if required

Upload file (click here or drag in here, max 1 file or files)

Back | Next

Personal Information

Applicant No.: 981127

Name: Rebbit

Rue Oliveira, Sao Paulo
om@zvi.uni-freiburg.de
No Phone number

Help & Contact

Please note: Your application will only be processed if the application form along with the required documents has been submitted online by the application deadline. This is the date by which your application must be finally submitted, not the date you started an application process. You can find the deadlines at https://www.studium.uni-freiburg.de/infos/deadlines-events/academic/academic_language-en or on the websites of the departments for master's degree programs.

Please note: If you are admitted for a course of study you must provide originals or officially certified copies of all applicable application documents for matriculation at the University of Freiburg.

Service Center Studium

If you have questions regarding the application procedures for bachelor programs, teaching degree, state exams, master in theology, or ecclesiastical examination programs, please contact hotline No.: +49 761 203 4246 Mon. to Thurs. 9 a.m. - 6:30 p.m., Fri. 9 a.m. - 12 noon or academic advising at studienberatung@service.uni-freiburg.de

If you are an international applicant and you have questions regarding the application procedures for bachelor programs, teaching degree, state exams, master in theology, or ecclesiastical examination programs, please contact the International Admission and Services (IAS) international@service.uni-freiburg.de or https://www.studium.uni-freiburg.de/en/comingtofreiburg/academic_language-en

For questions about the application process for master's degree programs, please refer to the websites of the respective departments

Technical Support

You can find additional information and FAQs in our Wiki or in case of technical problems, you can contact us at Student Management Services

Information on online application

9. Upload your **Diploma + Translation** (if not in English)

Please upload your original Diploma Certificate. If it is not in English, upload the translation of the diploma in the second field.

Click **“next”**

Home | My Studies | **Studies offered** | Organisation | User information | Help

You are here: Home > Studies offered > Online application

Online application

Semester: winter semester 2022/23

1. Request: Master of Science: Global Urban Health, Hauptfach, PO 2021, Weiterbildungsstudium

Go to overview

I have finished my previous studies and I can upload my diploma - further documents

* Original diploma certificate

Upload file (click here or drag in here, max 1 file or files)

Translation of current or final diploma certificate, if required

Upload file (click here or drag in here, max 1 file or files)

Back | Next

Personal Information

Applicant No.: 981127

Name: Rebbit

Rue Oliveira, Sao Paulo
om@zvi.uni-freiburg.de
No Phone number

Help & Contact

Please note: Your application will only be processed if the application form along with the required documents has been submitted online by the application deadline. This is the date by which your application must be finally submitted, not the date you started an application process. You can find the deadlines at https://www.studium.uni-freiburg.de/infos/deadlines-events/academic/academic_language-en or on the websites of the departments for master's degree programs.

Please note: If you are admitted for a course of study you must provide originals or officially certified copies of all applicable application documents for matriculation at the University of Freiburg.

Service Center Studium

If you have questions regarding the application procedures for bachelor programs, teaching degree, state exams, master in theology, or ecclesiastical examination programs, please contact hotline No.: +49 761 203 4246 Mon. to Thurs. 9 a.m. - 6:30 p.m., Fri. 9 a.m. - 12 noon or academic advising at studienberatung@service.uni-freiburg.de

If you are an international applicant and you have questions regarding the application procedures for bachelor programs, teaching degree, state exams, master in theology, or ecclesiastical examination programs, please contact the International Admission and Services (IAS) international@service.uni-freiburg.de or https://www.studium.uni-freiburg.de/en/comingtofreiburg/academic_language-en

For questions about the application process for master's degree programs, please refer to the websites of the respective departments

Technical Support

You can find additional information and FAQs in our Wiki or in case of technical problems, you can contact us at Student Management Services

Information on online application

10. Upload your **APS document** (students from China, India and Vietnam additionally need an APS (Akademische Prüfstelle) certificate from the German Embassies in the respective countries.)
If you wish to submit the APS certificate later, please upload a document with the following statement: "I will submit the APS certificate upon enrolment."

APS

i Please upload your APS document here.
If the certificate will be submitted later, please upload the following statement: "I will submit the APS certificate upon enrollment."

* APS Choose file (click here or drop in here, max 1 file or files)

Back
→ Next

11. Please upload **English Proficiency (minimum B2)**
Minimum requirement for entering the Master GUH program is a B2 level of English. You must provide a proof* of your English level here. Enter the level of proficiency and type of your exam.
Upload the certificate at the bottom and click **"next"**

*Accepted certificates: Cambridge FCE, (CAE (C1) and CPE (C2), IELTS (5.5-6.5 points), IELTS Indicator Test, PTE Academic (59-75 points), TOEFL (72-94 points "Internet" / at least 567 points "paper"), TOEFL Home Edition, OOPT (60-79 points), telc B2-C1 University, TOEIC (at least 785 points "listening / reading", 160 points "speaking" and 150 points "writing"), Completion of an English-language undergraduate course (official confirmation from the examination office or "medium of instruction: English" in the diploma supplement), if your countries' official language is English, English as a mother tongue.

For exceptions and more information regarding language certificates recognised by the University of Freiburg, please refer to <https://www.studium.uni-freiburg.de/en/student-services/language-certificates/language-certificates>

Home
My Studies
Studies offered
Organisation
User information
Help

You are here: Home > Studies offered > Online application

Online application

Semester: winter semester 2022/23

1. Request: Master of Science, Global Urban Health, Hauptfach, PO 2021, Weiterbildungsstudium ← Go to overview

English Language skills (with upload)

i According to the Table for CEFR Language Level and Test Scores for instance TOEFL, IELTS, PTE Academic and Cambridge ESOL et.

For more information please check the website of the program or of the Common European Framework of Reference for Languages (German website) [d](#).

* Level of proficiency according to the Common European Reference Frame (CEFR)

* Proof of language proficiency (multiple choice is possible by holding CTRL)

TOEFL (internet-based)

TOEFL (computer-based)

TOEFL (paper-based)

German University Entrance Qualification (e.g. Abitur, Matura)

Native speaker

Other (if not listed above)

Test result

i Please upload the following documents here:

Language certificate Upload file (click here or drop in here, max 1 file or files) **i**

Back
→ Next

12. Upload the **MSc GUH Application form** (link for download [here](#)) and your **CV** (Europass format) and click **“next”**

Campus Management - HISinOne
Albert-Ludwigs-Universität Freiburg
You are here: Home > Studies offered > Online application

Online application

Semester: winter semester 2022/23

1. Request: Master of Science, Global Urban Health, Hauptfach, PO 2021, Weiterbildungsstudium [Go to overview](#)

Master Global Urban Health: Dokumente (Upload)

i 1 year paid/unpaid work experience (MSc GUH Application Form - available at [MSc GUH Application Form](#))

* MSc GUH Application Form [Upload file \(click here or drop in here, max 1 file or files\)](#)

CV [Upload file \(click here or drop in here, max 1 file or files\)](#)

[Back](#) [Next](#)

Step 3: CONFIRMATION OF YOUR DATA

1. Download the document **“Confirmation of the applicant (PDF)”**
2. Print, fill it out (example below*) and sign it
3. Upload the signed document at the designated space.

Campus Management - HISinOne
Albert-Ludwigs-Universität Freiburg
You are here: Home > Studies offered > Online application

Online application

Semester: winter semester 2022/23

1. Request: Master of Science, Global Urban Health, Hauptfach, PO 2021, Weiterbildungsstudium [Go to overview](#)

Confirmation of your data

i Please download the following document: [Confirmation of the applicant \[PDF\]](#)

and carry out the following steps:

- print
- fill
- sign
- scan
- upload

* Upload signed form [Upload file \(click here or drop in here, max 1 file or files\)](#)

[Back](#) [Next](#)

*Data confirmation form:

Albert-Ludwig-Universität Freiburg

UNI
FREIBURG

Bestätigung der/des Bewerberin/Bewerbers
Confirmation of the applicant

Ich versichere, dass ich die Angaben in diesem Antrag vollständig und wahrheitsgemäß gemacht sowie die Bewerbung um einen Platz im Studiengang* _____ eigenständig durchgeführt habe. Mir ist bekannt, dass fahrlässig oder vorsätzlich falsche Angaben ordnungswidrig sind und zum Ausschluss vom Vergabeverfahren oder – bei Feststellung nach der Immatrikulation – zum Widerruf der Immatrikulation führen.

Ort, Datum

Unterschrift

2.

I hereby declare that all of the information I have provided is complete and correct and that I completed the entire application for a place in the degree program MSc Global Urban Health _____ by myself.*

I am aware that missing or incomplete information, whether deliberate or the result of negligence, may exclude me from the admissions procedure or – if it is not noticed until after I matriculate – may lead to revocation of my admission.

Place, date

Signature

* Wenn Sie sich für einen Studiengang ohne Zulassungsbeschränkung (zulassungsfrei) bewerben, geben Sie hier bitte ausschließlich das Abschlussziel ohne Angabe des Faches an (z.B. Bachelor of Science, Bachelor of Arts, Polyvalenter Bachelor usw.)
If you apply for a degree program without special prerequisites for admission (free admissions), please state here the title of your degree without the name of your subject (e.g. Bachelor of Science, Bachelor of Arts, Polyvalent Bachelor's Degree etc.).

Step 4: SUBMITTING THE APPLICATION

You have now entered all necessary information for your application. Please review your data before submitting it to make sure you didn't make any mistakes.

Scroll down to the bottom of the page, check the box and click on "submit".

The screenshot shows the 'Online application' page for the winter semester 2022/23. The page title is 'Your application form for admission - Application'. A green button labeled 'Go to overview' is in the top right. A yellow information icon is followed by the text: 'Thank you. You have now entered all necessary information for your application. Please review your application for admission before submitting it to make sure you didn't make any mistakes. After that you have to scroll down to the bottom of the page, check the box and click on "submit".' Below this is another yellow information icon with the text: 'Notes on submission: You can submit your application until Sep 15, 2022.' A paragraph follows: 'Please note that you will no longer be able to change your application after submitting it for subjects without admission restrictions. You will then be forwarded directly to the application for enrolment. Please check your information for correctness and completeness. If you select "To overview" at the top, your details will be saved and you can continue processing your application later. If you still have questions, you will find the relevant information and contact persons on the right under Help & Contact.' Below this is a section titled 'Application' with a blue button 'Application status: In preparation'. The application details are: 'Master of Science (M. Sc.), Global Urban Health, Hauptfach, PO 2021, Weiterbildungsstudium, 1.' with a link 'With special prerequisites for admission' and a status 'In preparation'.

The screenshot shows the 'Confirm statements and submit application form for admission' page. The text reads: 'I hereby confirm that the information I have provided is correct. I take note of the instructions for submission in the info box below.' A red checkmark icon is next to the text, with a red arrow pointing to it. Below the text are two buttons: 'Back' and 'Submit application'. The 'Submit application' button is highlighted with a red box and a red arrow pointing to it. Below this is a yellow information icon with the text: 'Notes on submission: You can submit your application until Jul 31, 2021.' A paragraph follows: 'Please note that you will no longer be able to change your application after submitting it for subjects without admission restrictions. You will then be forwarded directly to the application for enrolment. Please check your information for correctness and completeness. If you select "To overview" at the top, your details will be saved and you can continue processing your application later. If you still have questions, you will find the relevant information and contact persons on the right under Help & Contact.'

After you successfully submitted your application, you will receive a confirmation e-mail.